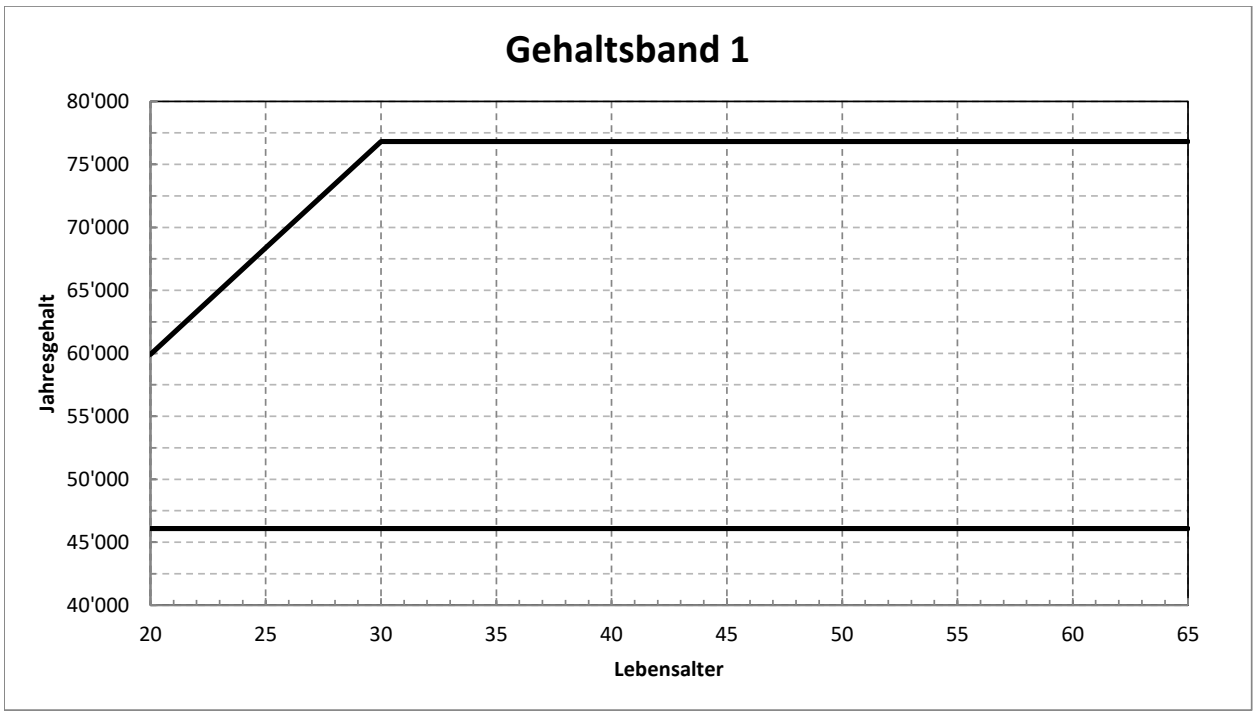

Lebensalter	20	25	30	35	40	45	50	55	60	65
Obere Grenze	59'917	68'366	76'816	76'816	76'816	76'816	76'816	76'816	76'816	76'816
Untere Grenze	46'090	46'090	46'090	46'090	46'090	46'090	46'090	46'090	46'090	46'090

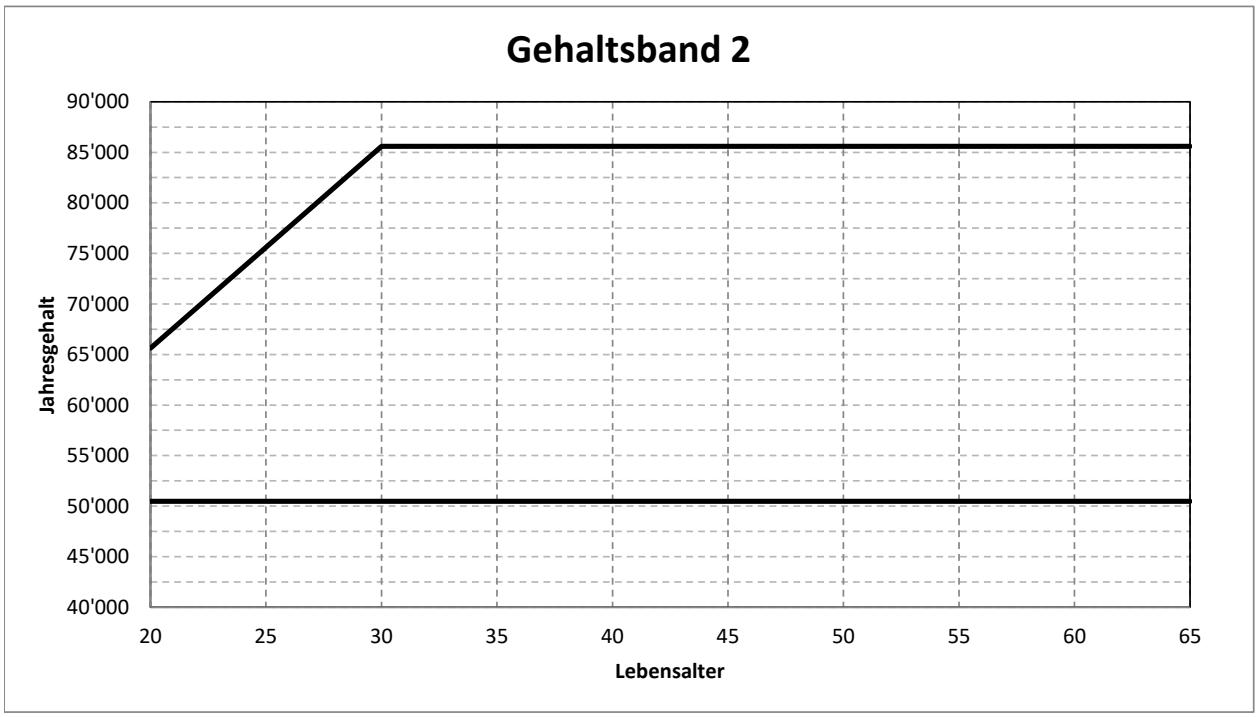

Lebensalter	20	25	30	35	40	45	50	55	60	65
Obere Grenze	65'623	75'609	85'595	85'595	85'595	85'595	85'595	85'595	85'595	85'595
Untere Grenze	50'479	50'479	50'479	50'479	50'479	50'479	50'479	50'479	50'479	50'479

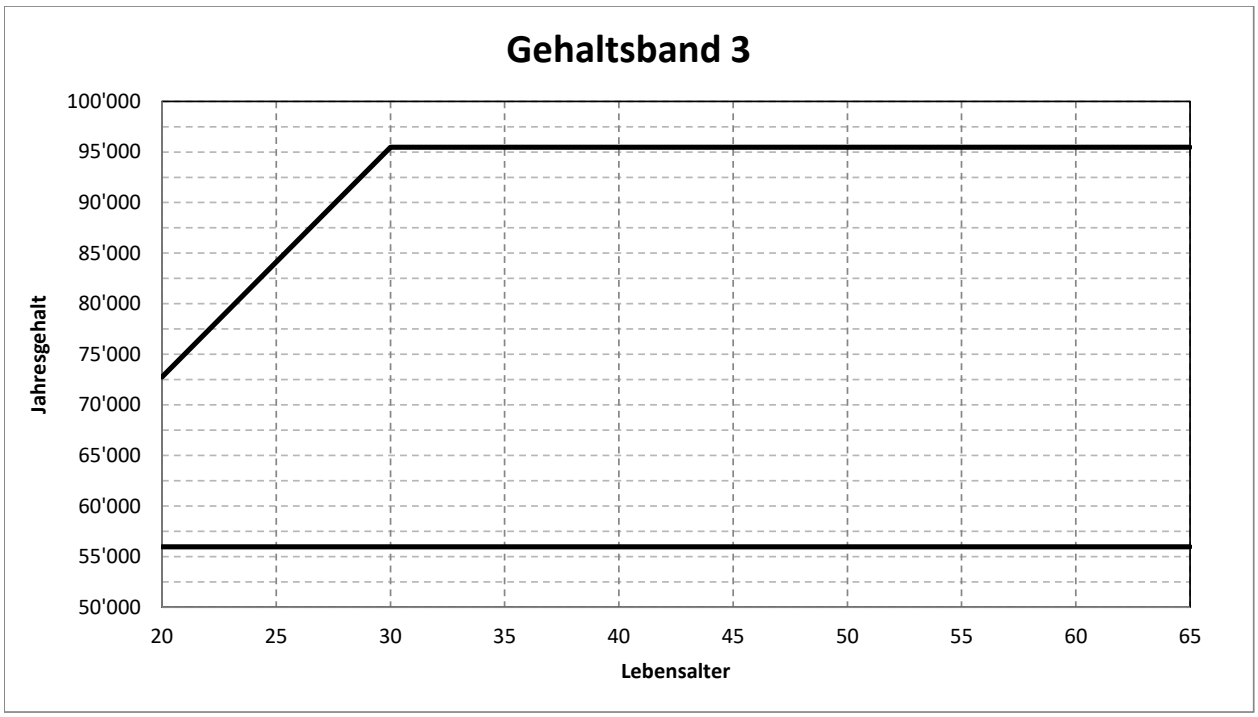

Lebensalter	20	25	30	35	40	45	50	55	60	65
Obere Grenze	72'756	84'114	95'472	95'472	95'472	95'472	95'472	95'472	95'472	95'472
Untere Grenze	55'966	55'966	55'966	55'966	55'966	55'966	55'966	55'966	55'966	55'966

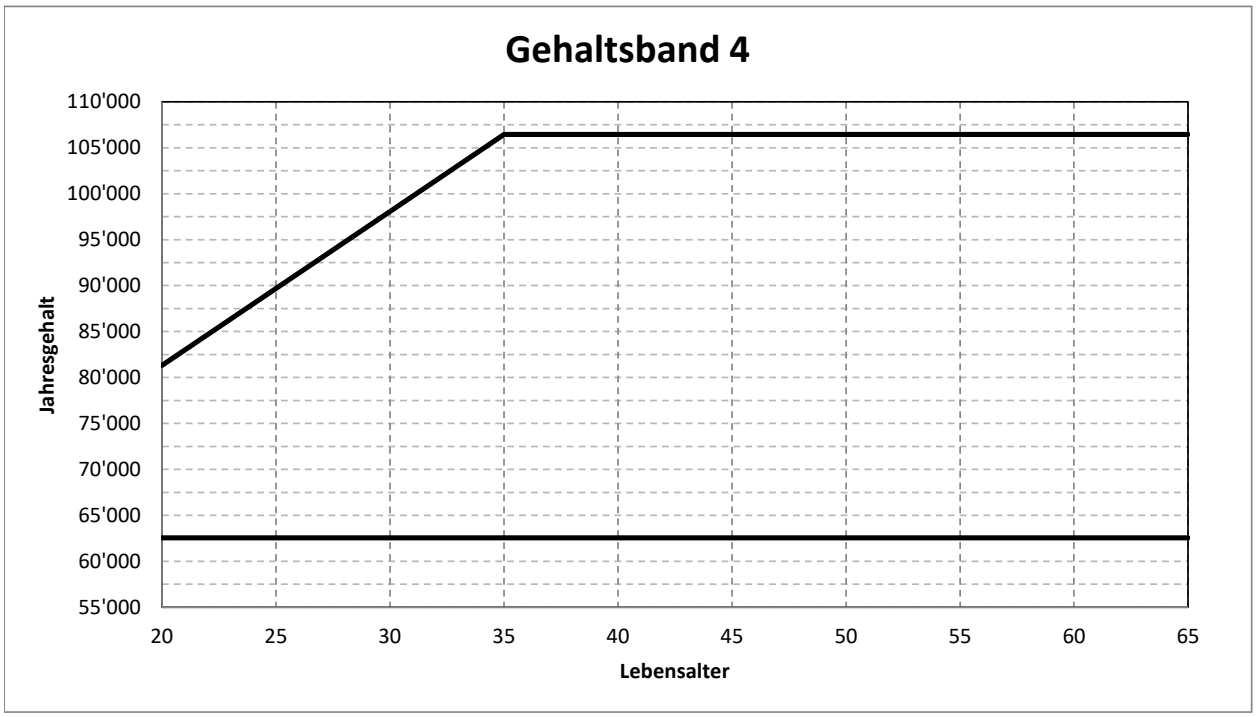

Lebensalter	20	25	30	35	40	45	50	55	60	65
Obere Grenze	81'315	89'692	98'068	106'445	106'445	106'445	106'445	106'445	106'445	106'445
Untere Grenze	62'550	62'550	62'550	62'550	62'550	62'550	62'550	62'550	62'550	62'550

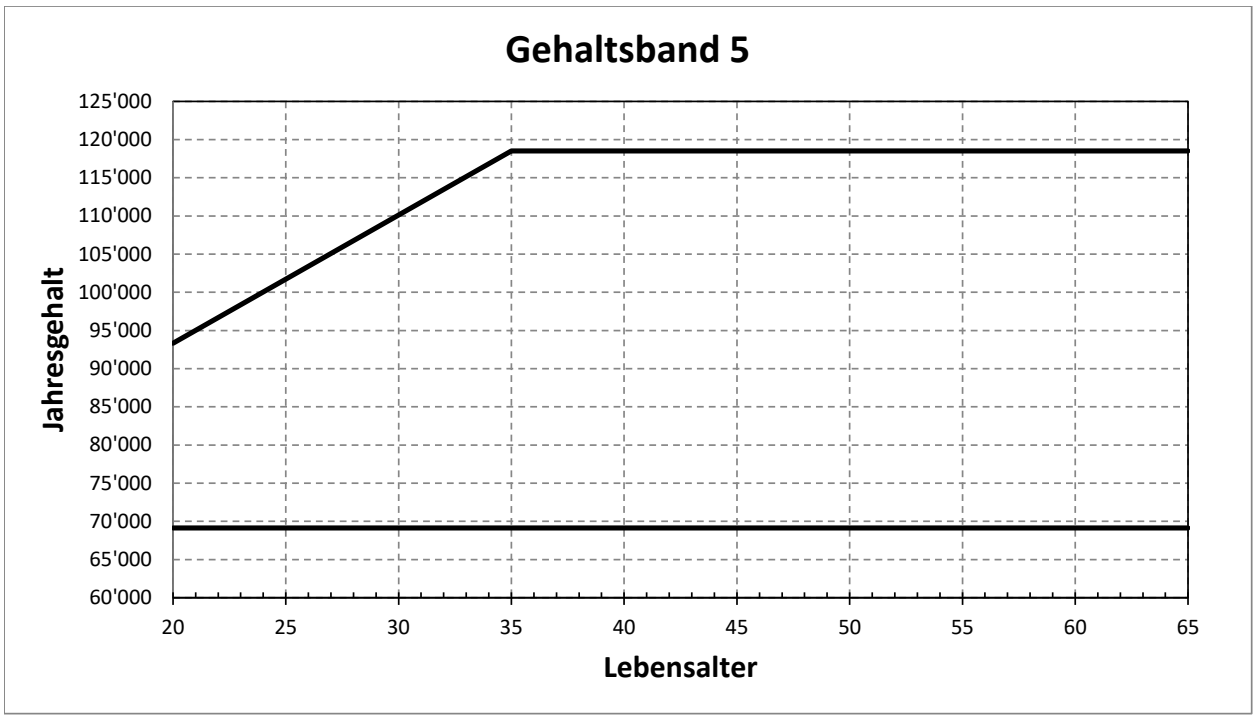

Lebensalter	20	25	30	35	40	45	50	55	60	65
Obere Grenze	93'332	101'727	110'122	118'516	118'516	118'516	118'516	118'516	118'516	118'516
Untere Grenze	69'135	69'135	69'135	69'135	69'135	69'135	69'135	69'135	69'135	69'135

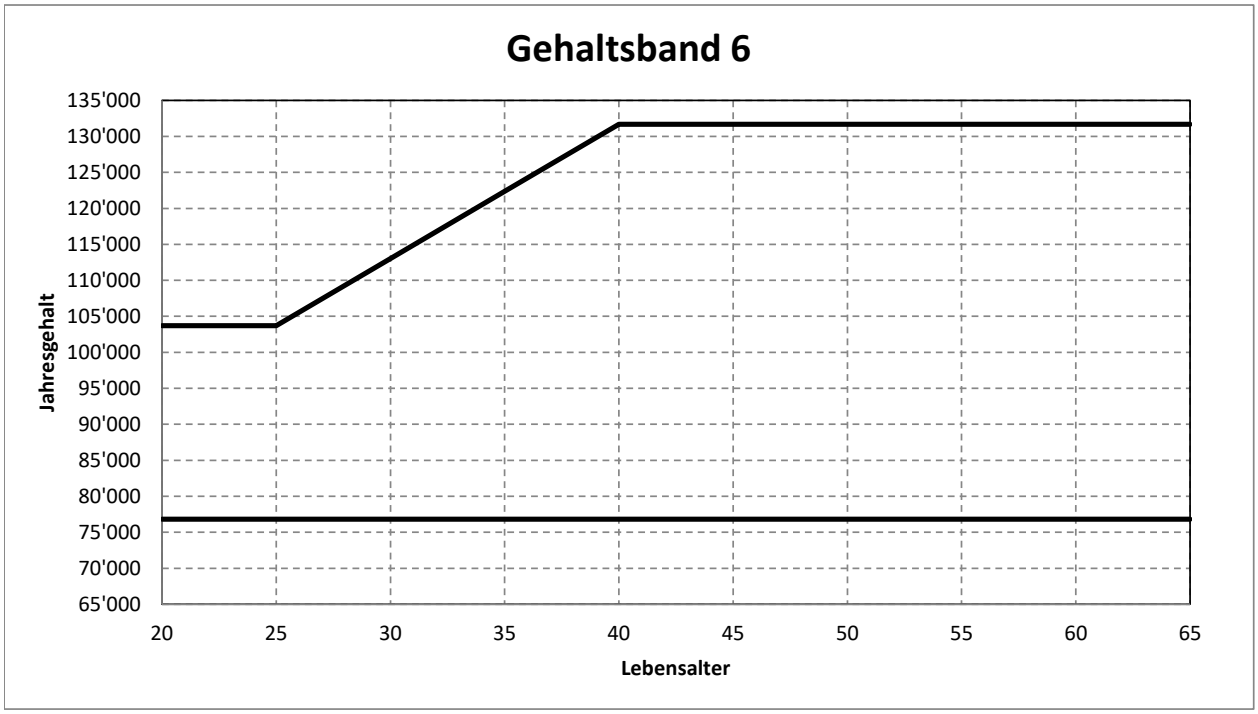

Lebensalter	20	25	30	35	40	45	50	55	60	65
Obere Grenze	103'702	103'702	113'030	122'357	131'685	131'685	131'685	131'685	131'685	131'685
Untere Grenze	76'816	76'816	76'816	76'816	76'816	76'816	76'816	76'816	76'816	76'816

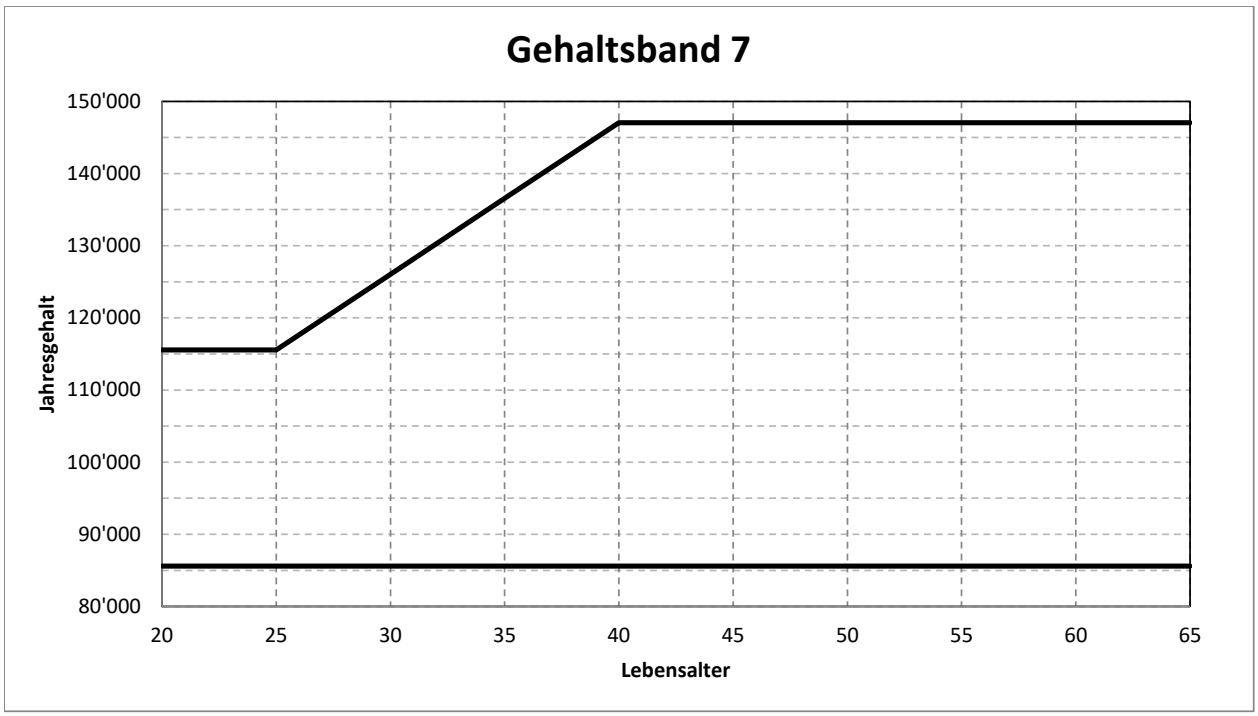

Lebensalter	20	25	30	35	40	45	50	55	60	65
Obere Grenze	115'554	115'554	126'051	136'550	147'048	147'048	147'048	147'048	147'048	147'048
Untere Grenze	85'595	85'595	85'595	85'595	85'595	85'595	85'595	85'595	85'595	85'595

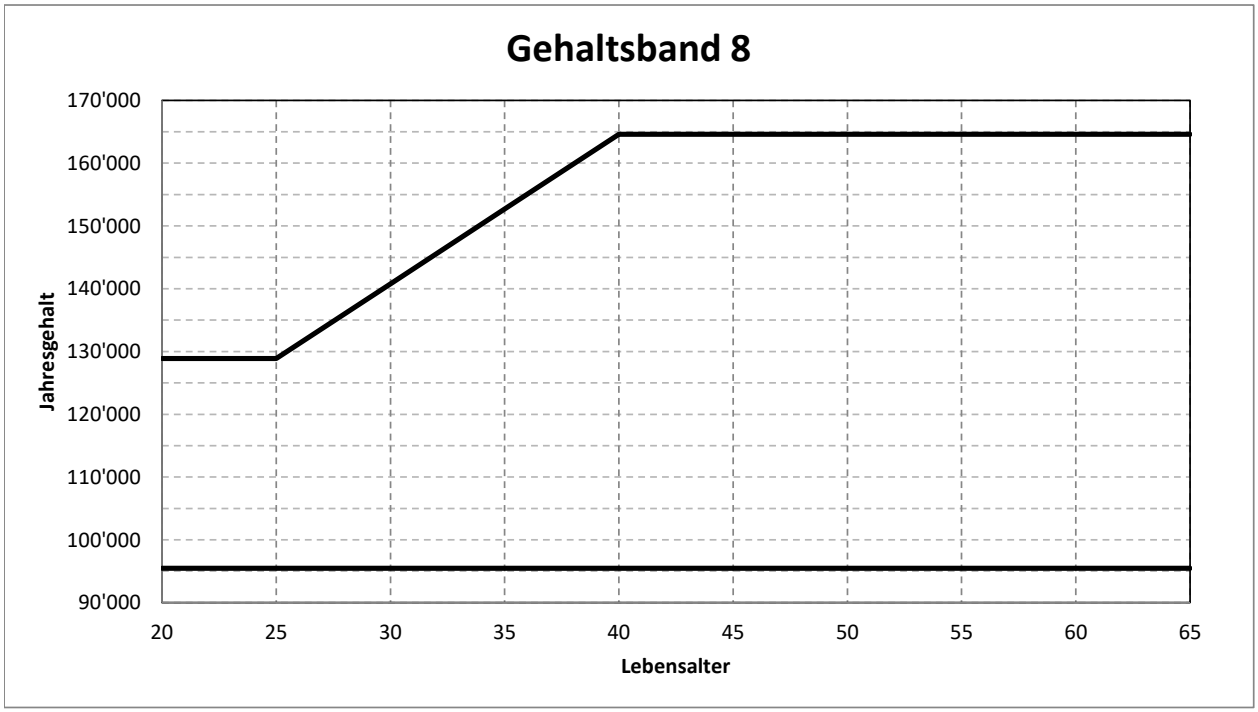

Lebensalter	20	25	30	35	40	45	50	55	60	65
Obere Grenze	128'887	128'887	140'793	152'700	164'606	164'606	164'606	164'606	164'606	164'606
Untere Grenze	95'472	95'472	95'472	95'472	95'472	95'472	95'472	95'472	95'472	95'472

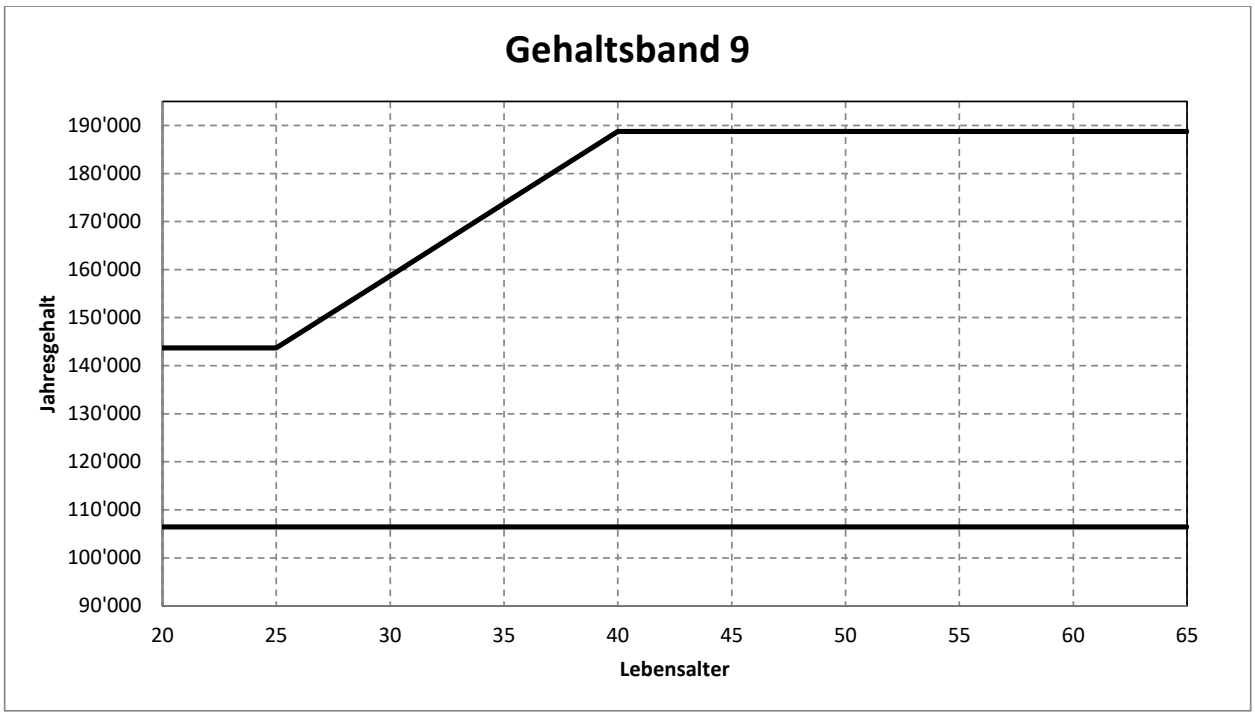

Lebensalter	20	25	30	35	40	45	50	55	60	65
Obere Grenze	143'702	143'702	158'717	173'733	188'748	188'748	188'748	188'748	188'748	188'748
Untere Grenze	106'445	106'445	106'445	106'445	106'445	106'445	106'445	106'445	106'445	106'445

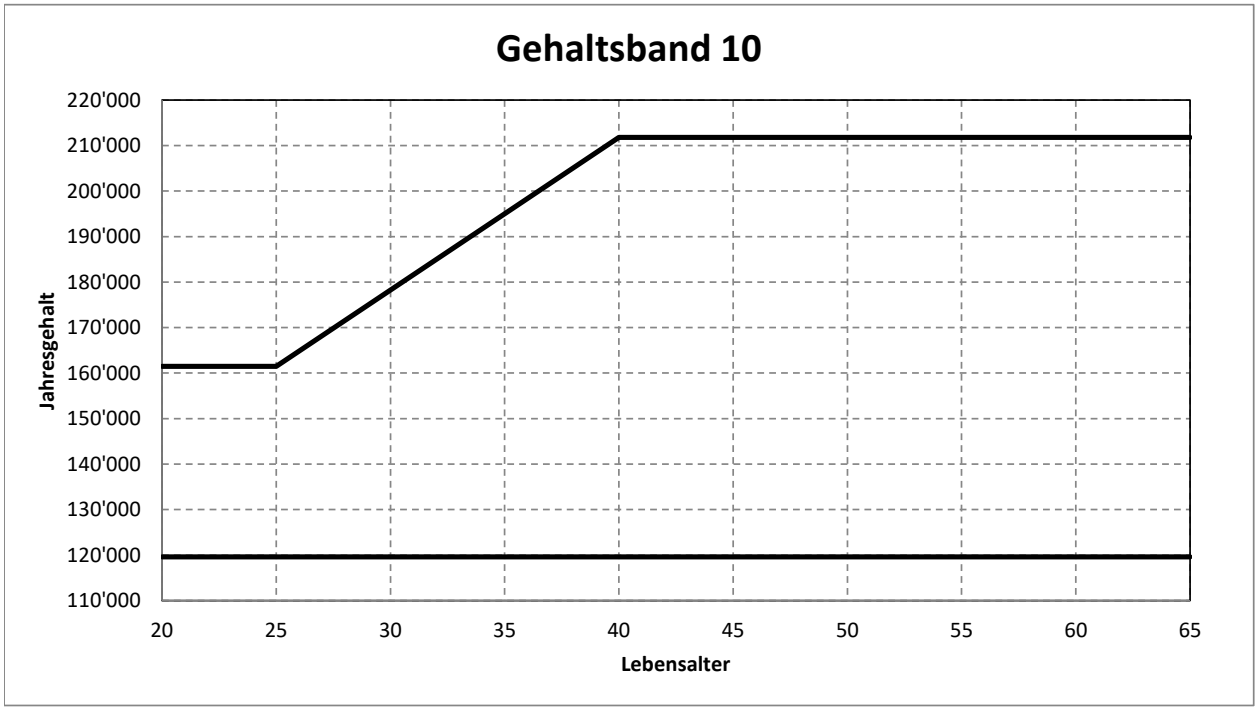

Lebensalter	20	25	30	35	40	45	50	55	60	65
Obere Grenze	161'479	161'479	178'251	195'022	211'793	211'793	211'793	211'793	211'793	211'793
Untere Grenze	119'614	119'614	119'614	119'614	119'614	119'614	119'614	119'614	119'614	119'614

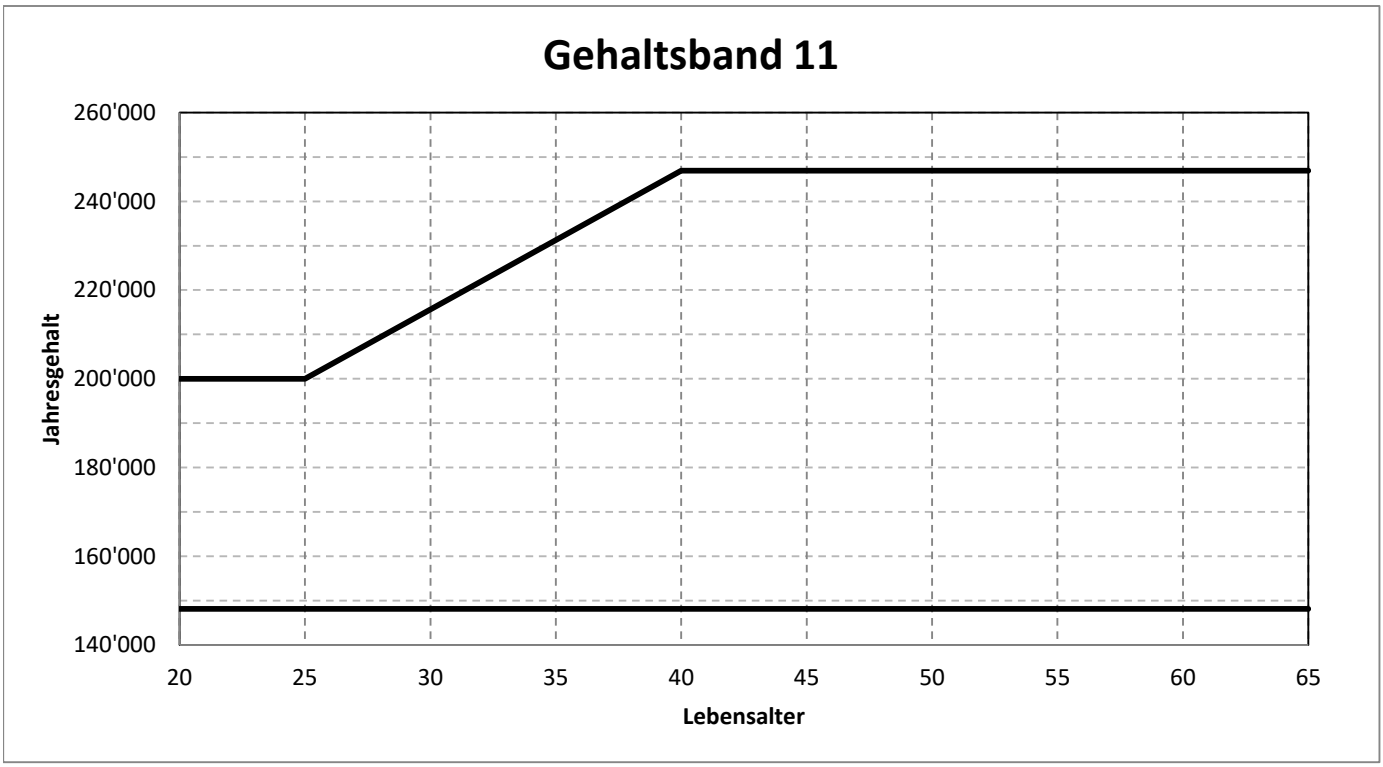

Lebensalter	20	25	30	35	40	45	50	55	60	65
Obere Grenze	199'997	199'997	215'634	231'272	246'909	246'909	246'909	246'909	246'909	246'909
Untere Grenze	148'146	148'146	148'146	148'146	148'146	148'146	148'146	148'146	148'146	148'146