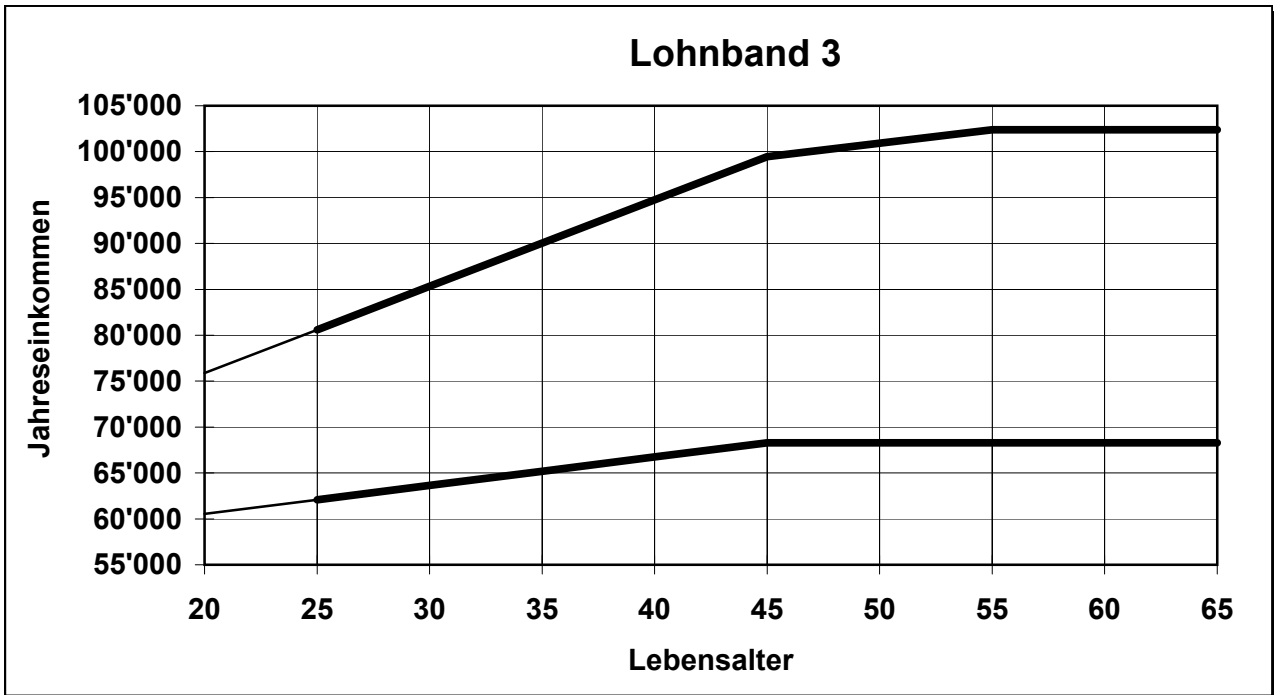
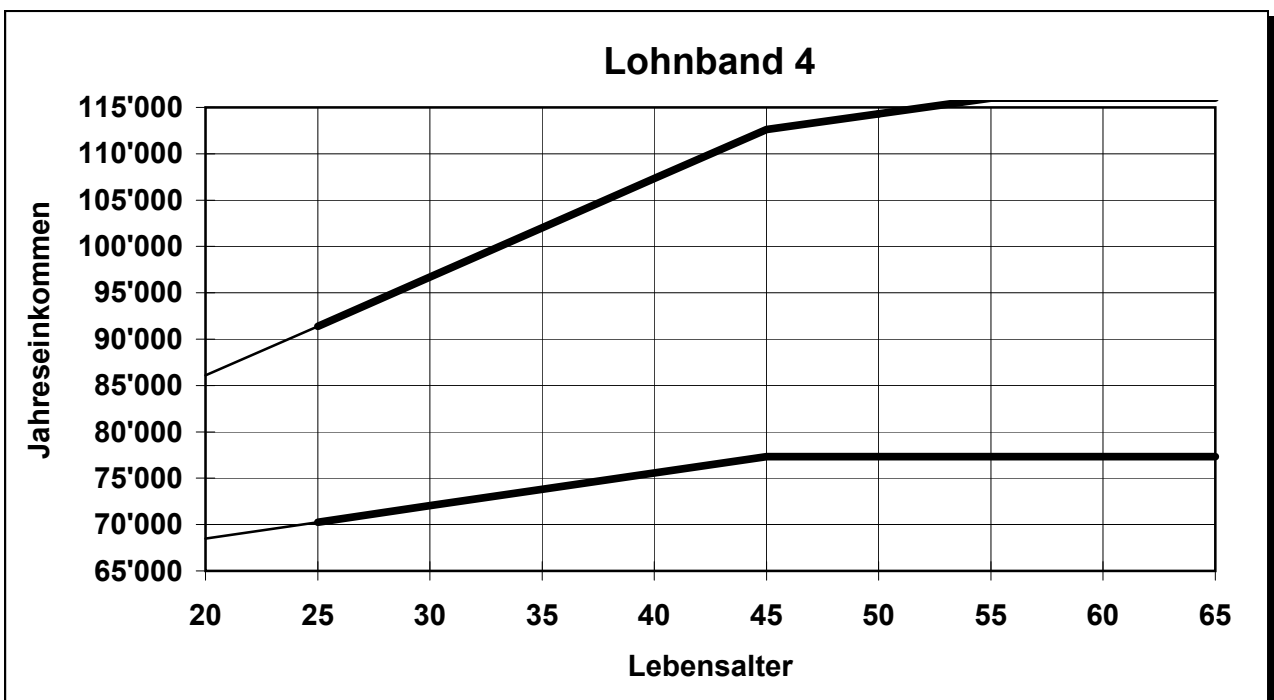




## Anhang B: Lohnbänder, Stand 1. Januar 2011

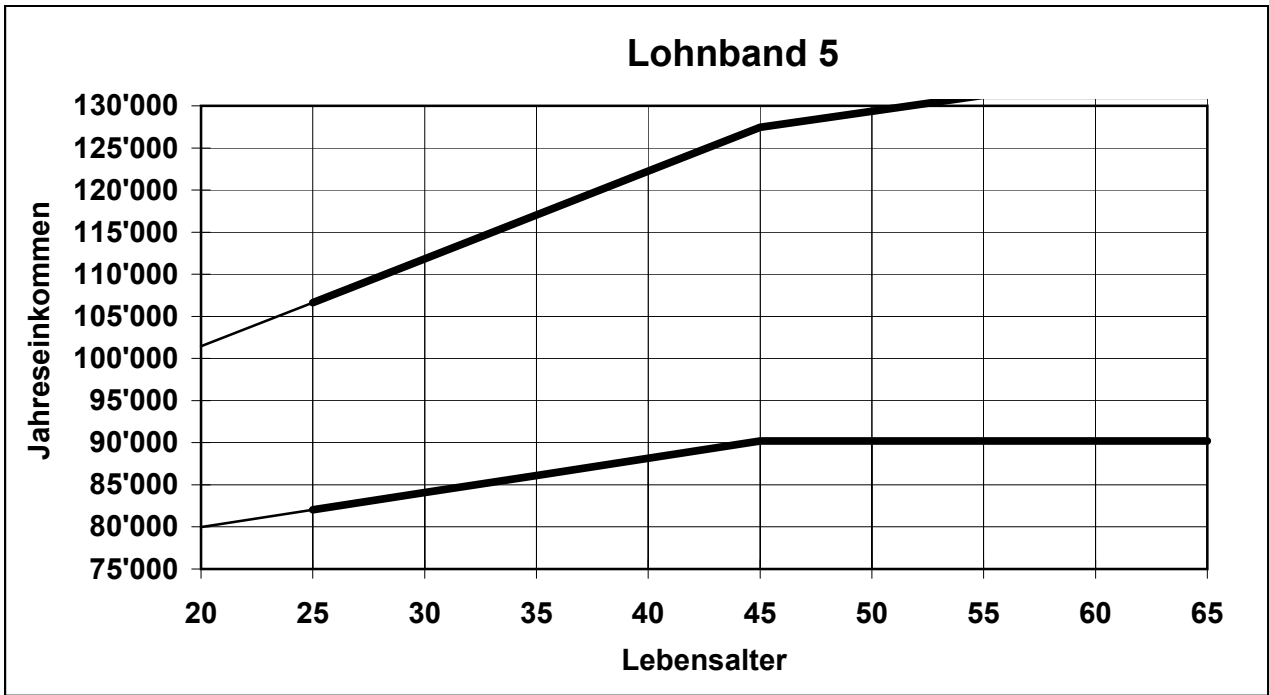


| Lebensalter   | 20     | 25     | 30     | 35     | 40     | 45     | 50      | 55      | 60      | 65      |
|---------------|--------|--------|--------|--------|--------|--------|---------|---------|---------|---------|
| Obere Grenze  | 75'898 | 80'609 | 85'319 | 90'031 | 94'742 | 99'454 | 100'923 | 102'394 | 102'394 | 102'394 |
| Untere Grenze | 60'538 | 62'091 | 63'643 | 65'195 | 66'748 | 68'299 | 68'299  | 68'299  | 68'299  | 68'299  |

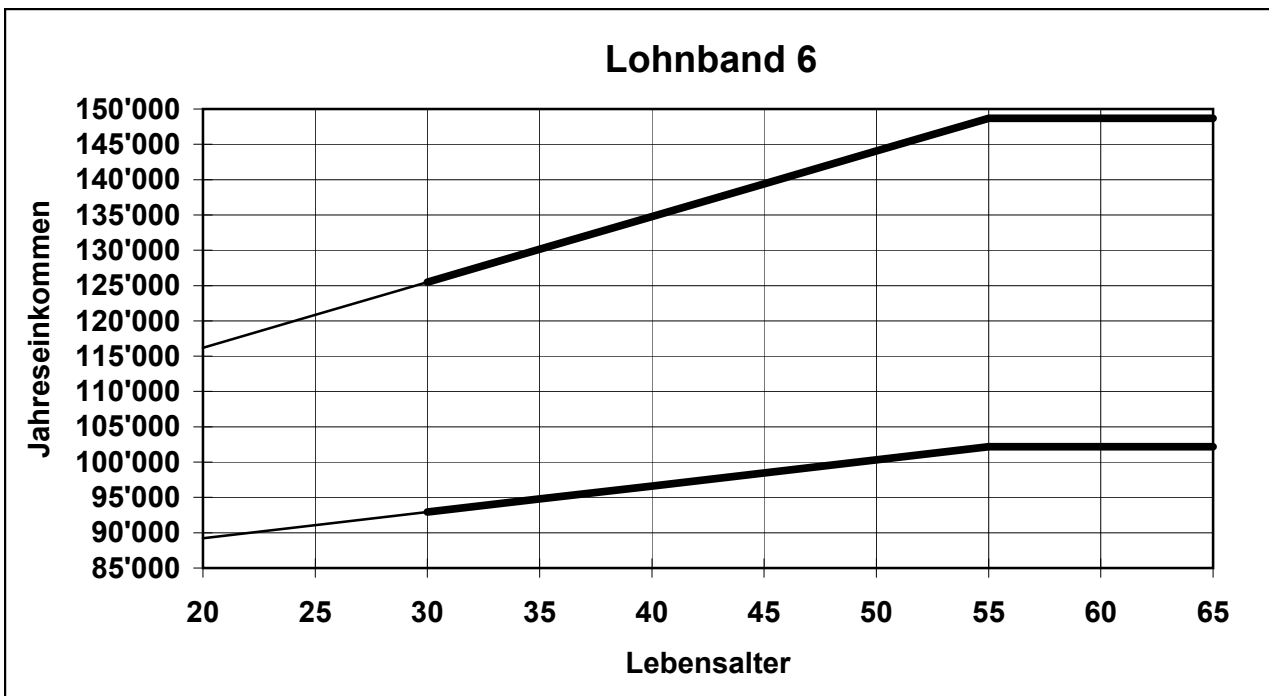


| Lebensalter   | 20     | 25     | 30     | 35      | 40      | 45      | 50      | 55      | 60      | 65      |
|---------------|--------|--------|--------|---------|---------|---------|---------|---------|---------|---------|
| Obere Grenze  | 86'083 | 91'393 | 96'703 | 102'013 | 107'324 | 112'634 | 114'323 | 116'011 | 116'011 | 116'011 |
| Untere Grenze | 68'490 | 70'260 | 72'031 | 73'801  | 75'570  | 77'341  | 77'341  | 77'341  | 77'341  | 77'341  |

## Anhang B: Lohnbänder, Stand 1. Januar 2011

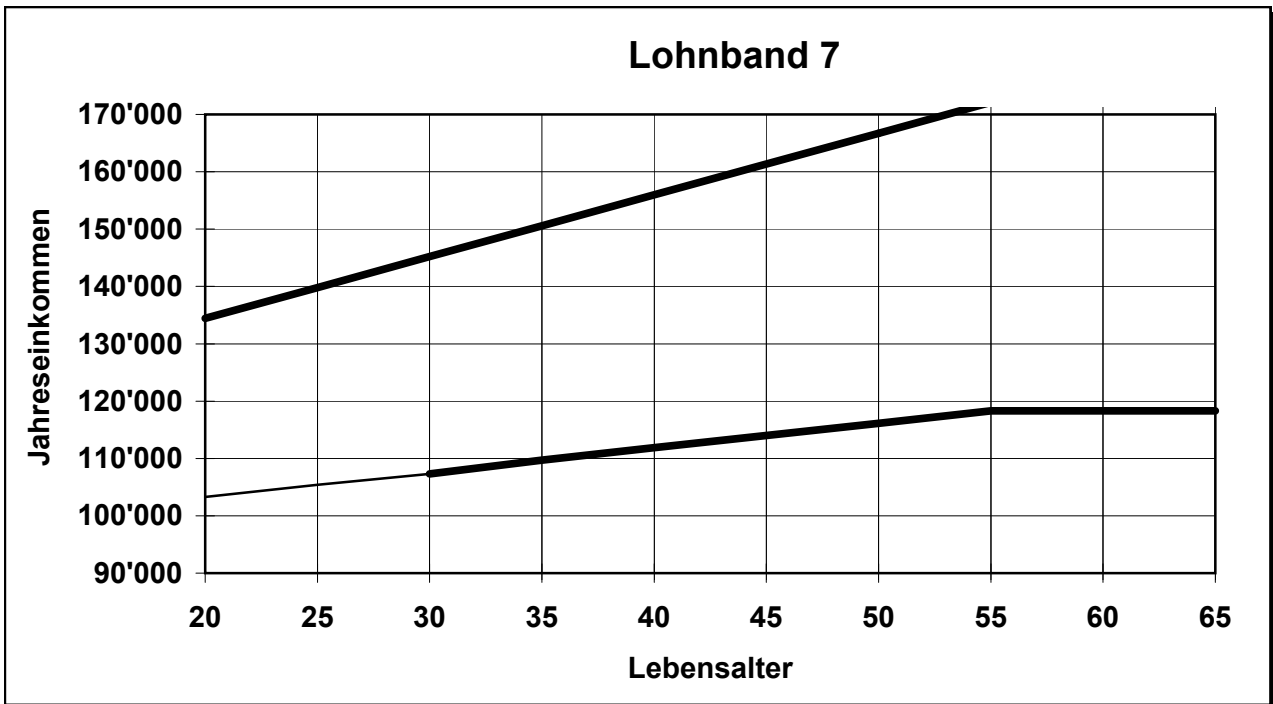


| Lebensalter   | 20      | 25      | 30      | 35      | 40      | 45      | 50      | 55      | 60      | 65      |
|---------------|---------|---------|---------|---------|---------|---------|---------|---------|---------|---------|
| Obere Grenze  | 101'442 | 106'643 | 111'844 | 117'046 | 122'247 | 127'449 | 129'355 | 131'261 | 131'261 | 131'261 |
| Untere Grenze | 79'982  | 82'025  | 84'068  | 86'109  | 88'152  | 90'195  | 90'195  | 90'195  | 90'195  | 90'195  |

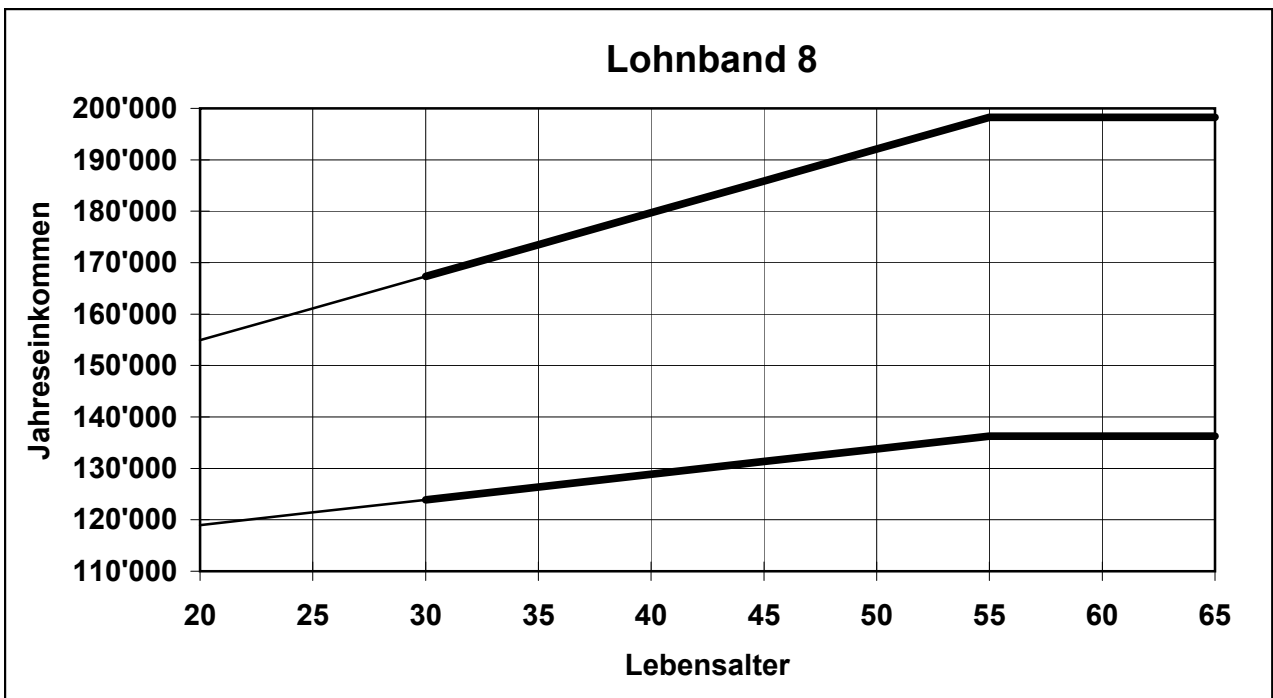


| Lebensalter   | 20      | 25      | 30      | 35      | 40      | 45      | 50      | 55      | 60      | 65      |
|---------------|---------|---------|---------|---------|---------|---------|---------|---------|---------|---------|
| Obere Grenze  | 116'207 | 120'847 | 125'488 | 130'128 | 134'768 | 139'409 | 144'050 | 148'690 | 148'690 | 148'690 |
| Untere Grenze | 89'214  | 91'066  | 92'917  | 94'770  | 96'621  | 98'473  | 100'325 | 102'177 | 102'177 | 102'177 |

## Anhang B: Lohnbänder, Stand 1. Januar 2011

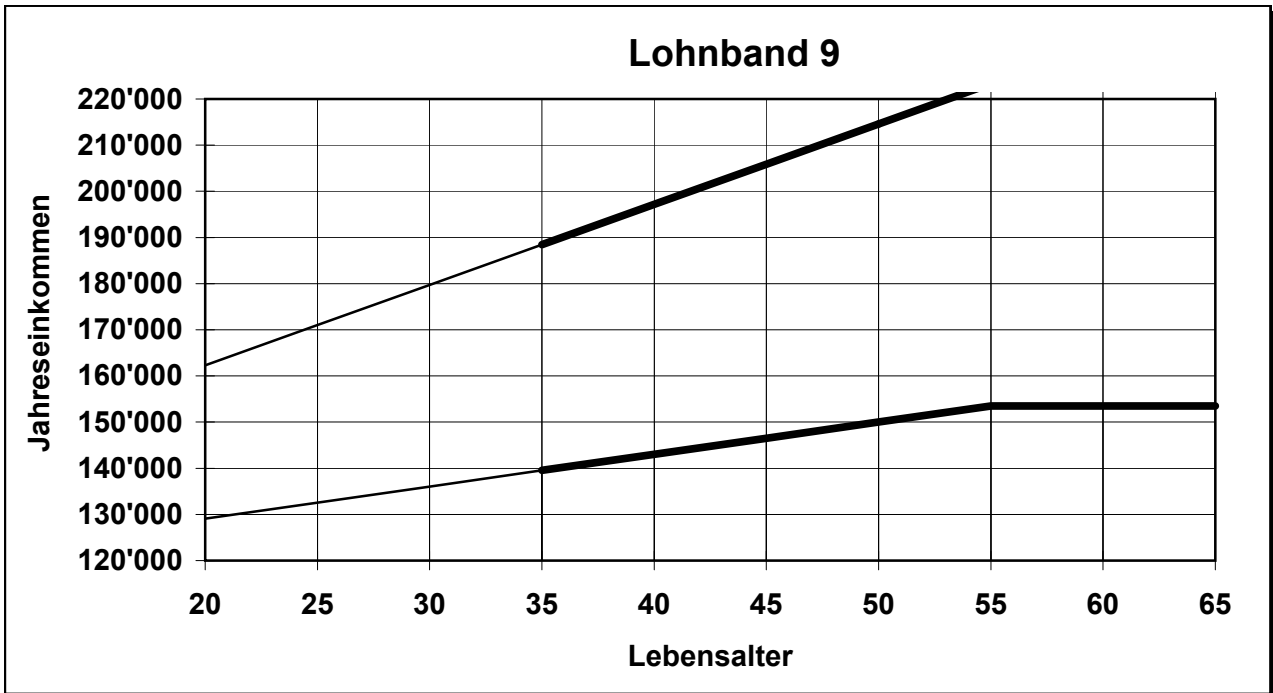


| Lebensalter   | 20      | 25      | 30      | 35      | 40      | 45      | 50      | 55      | 60      | 65      |
|---------------|---------|---------|---------|---------|---------|---------|---------|---------|---------|---------|
| Obere Grenze  | 134'442 | 139'823 | 145'205 | 150'585 | 155'968 | 161'348 | 166'728 | 172'111 | 172'111 | 172'111 |
| Untere Grenze | 103'277 | 105'423 | 107'296 | 109'715 | 111'861 | 114'006 | 116'152 | 118'298 | 118'298 | 118'298 |



| Lebensalter   | 20      | 25      | 30      | 35      | 40      | 45      | 50      | 55      | 60      | 65      |
|---------------|---------|---------|---------|---------|---------|---------|---------|---------|---------|---------|
| Obere Grenze  | 154'943 | 161'130 | 167'317 | 173'504 | 179'692 | 185'879 | 192'066 | 198'254 | 198'254 | 198'254 |
| Untere Grenze | 118'964 | 121'435 | 123'908 | 126'360 | 128'853 | 131'327 | 133'800 | 136'271 | 136'271 | 136'271 |

## Anhang B: Lohnbänder, Stand 1. Januar 2011



| Lebensalter   | 20      | 25      | 30      | 35      | 40      | 45      | 50      | 55      | 60      | 65      |
|---------------|---------|---------|---------|---------|---------|---------|---------|---------|---------|---------|
| Obere Grenze  | 162'307 | 171'021 | 179'735 | 188'450 | 197'164 | 205'880 | 214'593 | 223'307 | 223'307 | 223'307 |
| Untere Grenze | 129'083 | 132'568 | 136'054 | 139'540 | 143'026 | 146'511 | 149'997 | 153'484 | 153'484 | 153'484 |