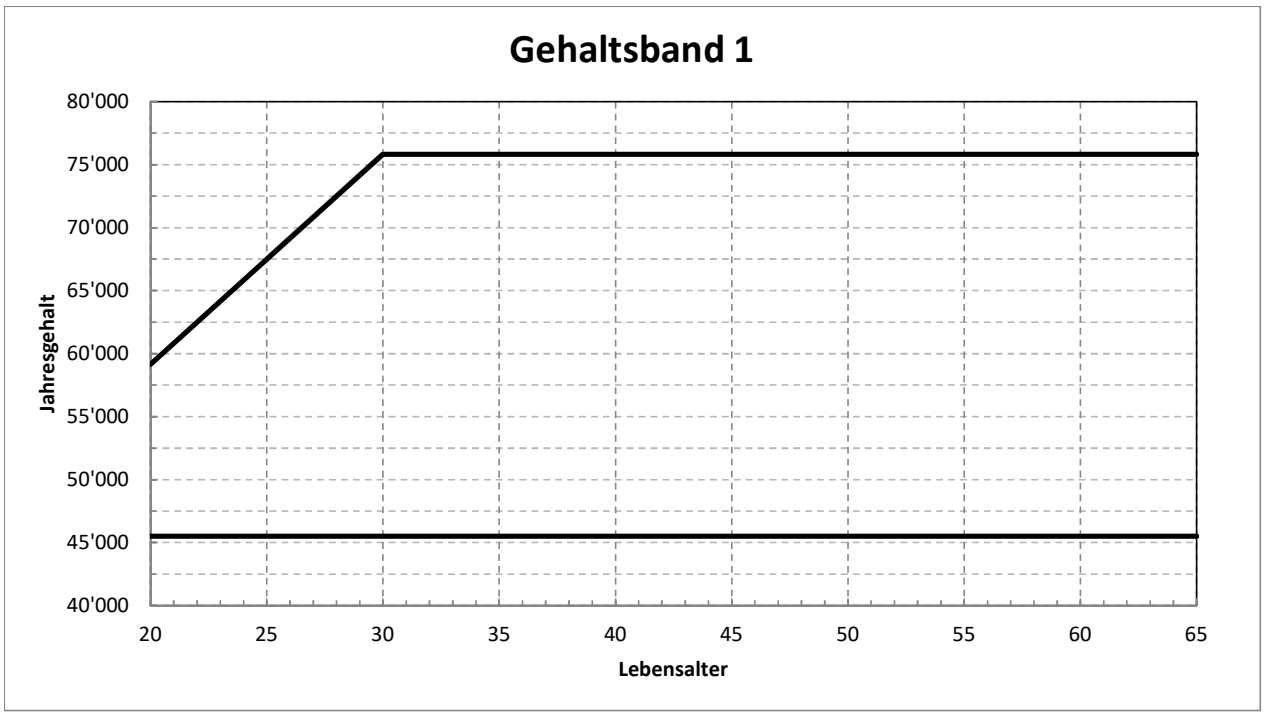

Lebensalter	20	25	30	35	40	45	50	55	60	65
Obere Grenze	59'146	67'488	75'829	75'829	75'829	75'829	75'829	75'829	75'829	75'829
Untere Grenze	45'497	45'497	45'497	45'497	45'497	45'497	45'497	45'497	45'497	45'497

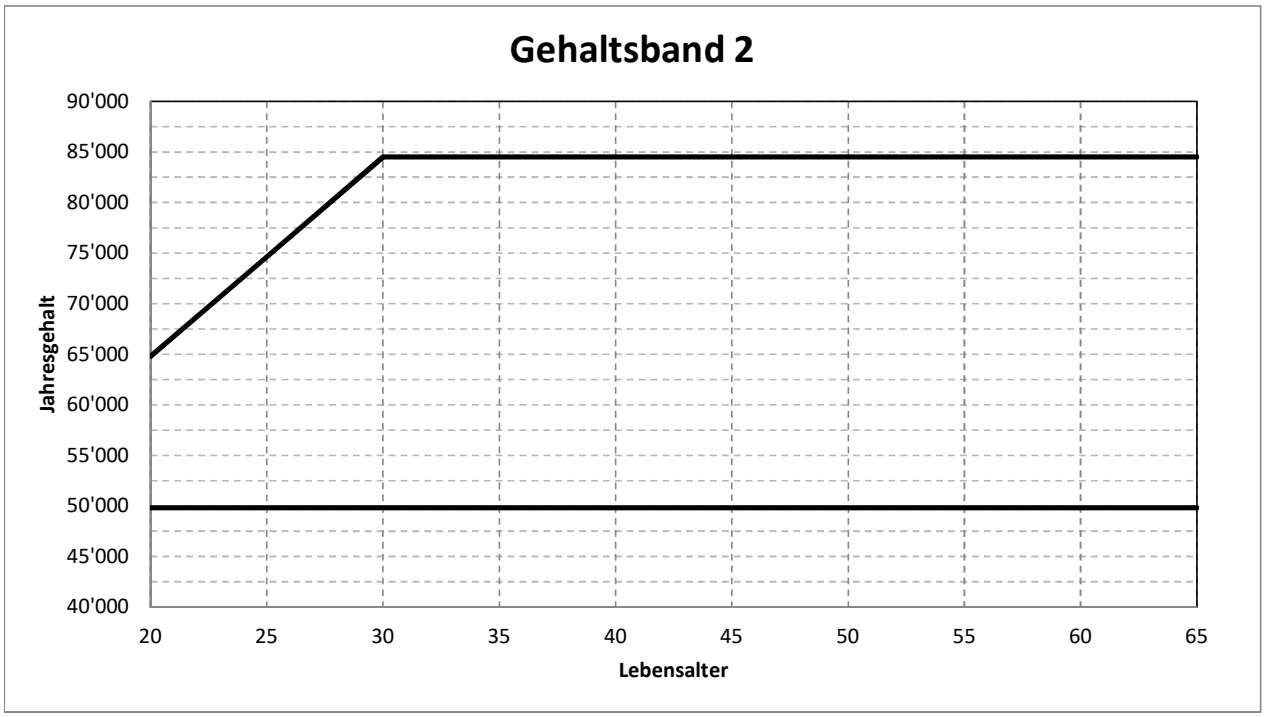

Lebensalter	20	25	30	35	40	45	50	55	60	65
Obere Grenze	64'779	74'637	84'495	84'495	84'495	84'495	84'495	84'495	84'495	84'495
Untere Grenze	49'830	49'830	49'830	49'830	49'830	49'830	49'830	49'830	49'830	49'830

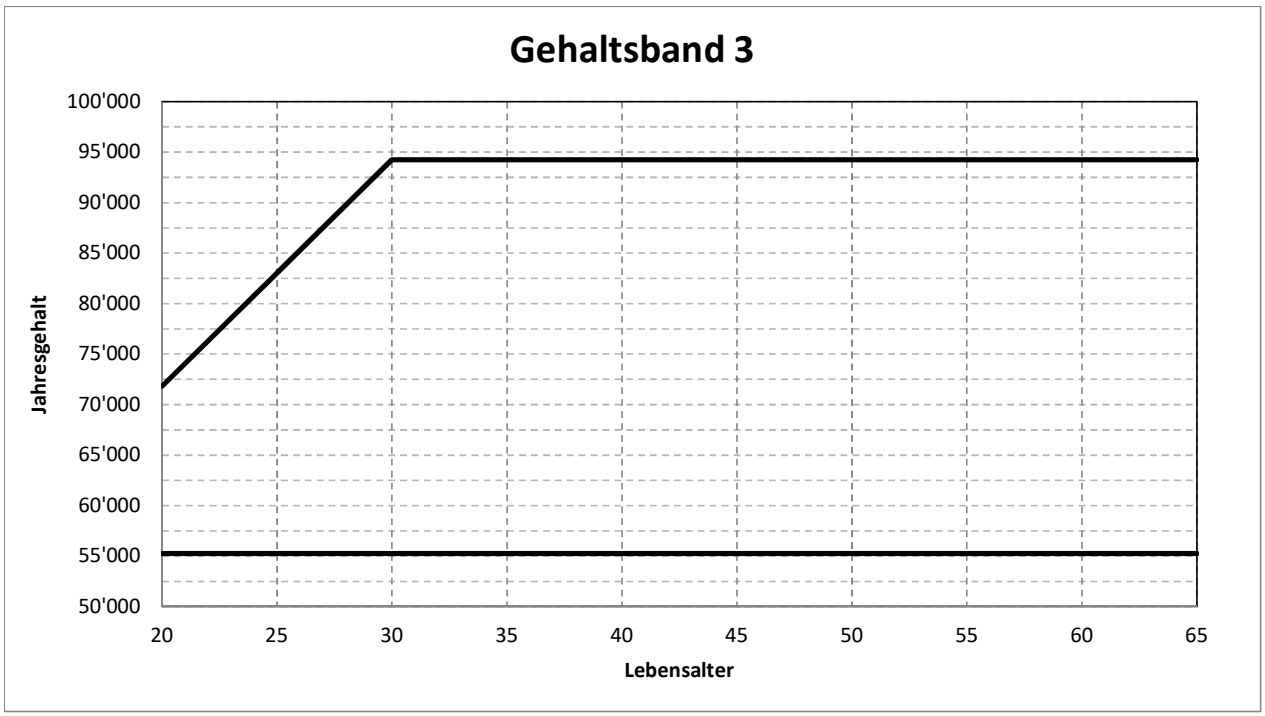

Lebensalter	20	25	30	35	40	45	50	55	60	65
Obere Grenze	71'821	83'033	94'244	94'244	94'244	94'244	94'244	94'244	94'244	94'244
Untere Grenze	55'247	55'247	55'247	55'247	55'247	55'247	55'247	55'247	55'247	55'247

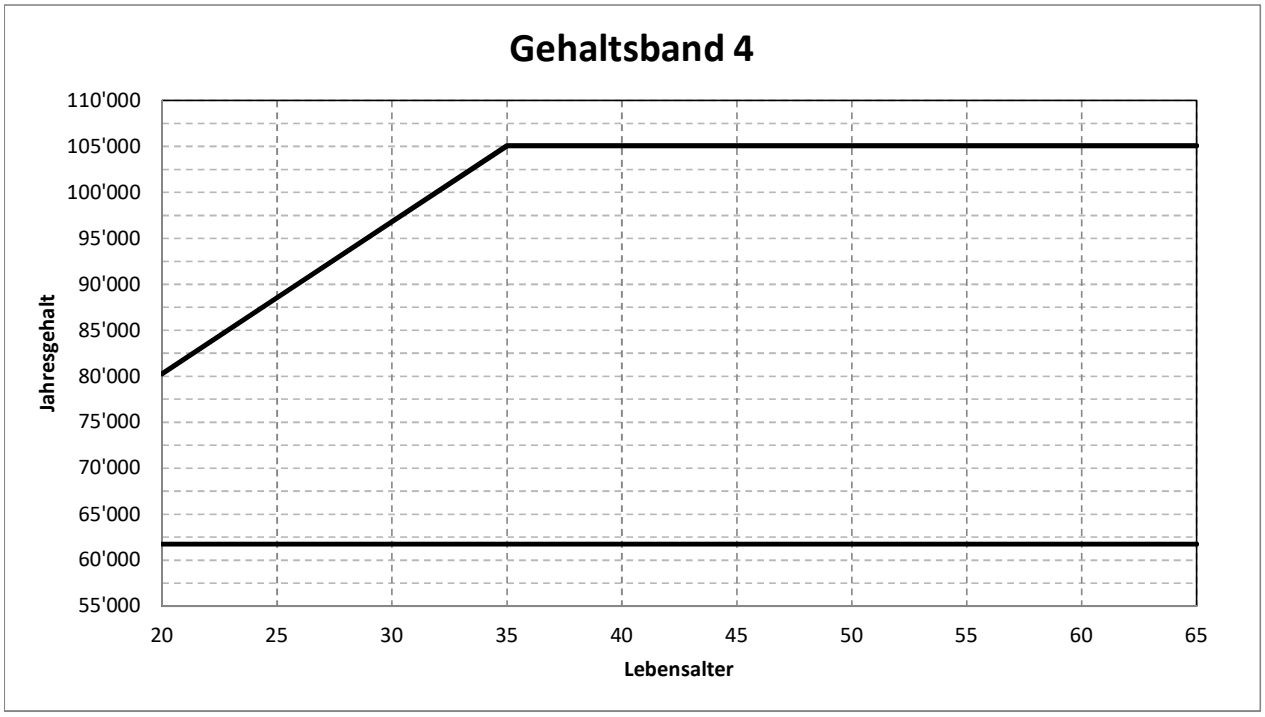

Lebensalter	20	25	30	35	40	45	50	55	60	65
Obere Grenze	80'270	88'539	96'808	105'077	105'077	105'077	105'077	105'077	105'077	105'077
Untere Grenze	61'746	61'746	61'746	61'746	61'746	61'746	61'746	61'746	61'746	61'746

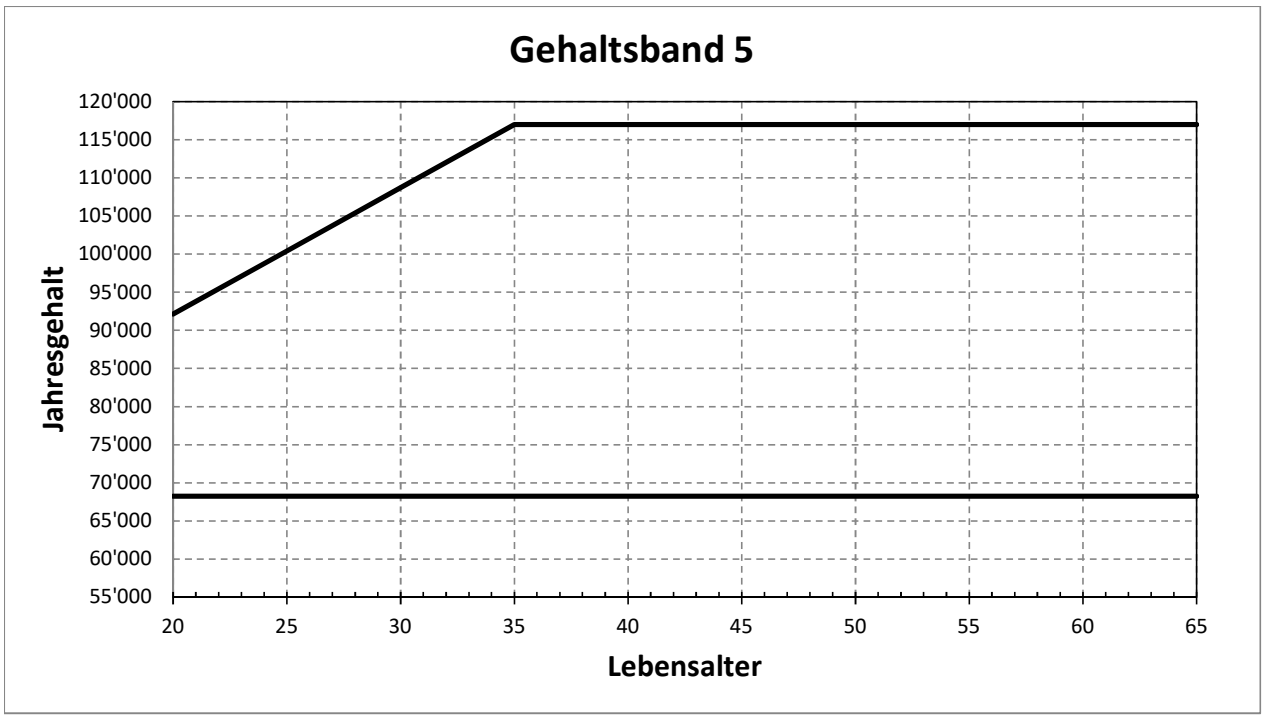

Lebensalter	20	25	30	35	40	45	50	55	60	65
Obere Grenze	92'132	100'419	108'706	116'993	116'993	116'993	116'993	116'993	116'993	116'993
Untere Grenze	68'246	68'246	68'246	68'246	68'246	68'246	68'246	68'246	68'246	68'246

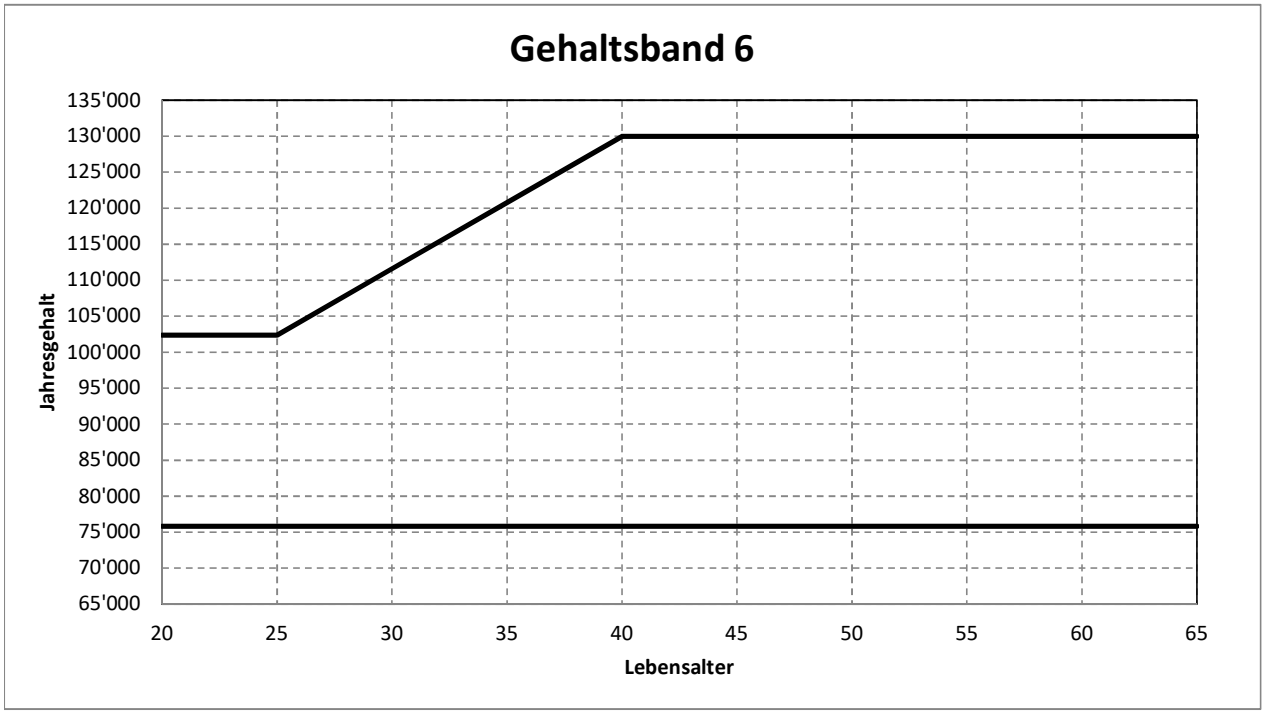

Lebensalter	20	25	30	35	40	45	50	55	60	65
Obere Grenze	102'369	102'369	111'577	120'784	129'992	129'992	129'992	129'992	129'992	129'992
Untere Grenze	75'829	75'829	75'829	75'829	75'829	75'829	75'829	75'829	75'829	75'829

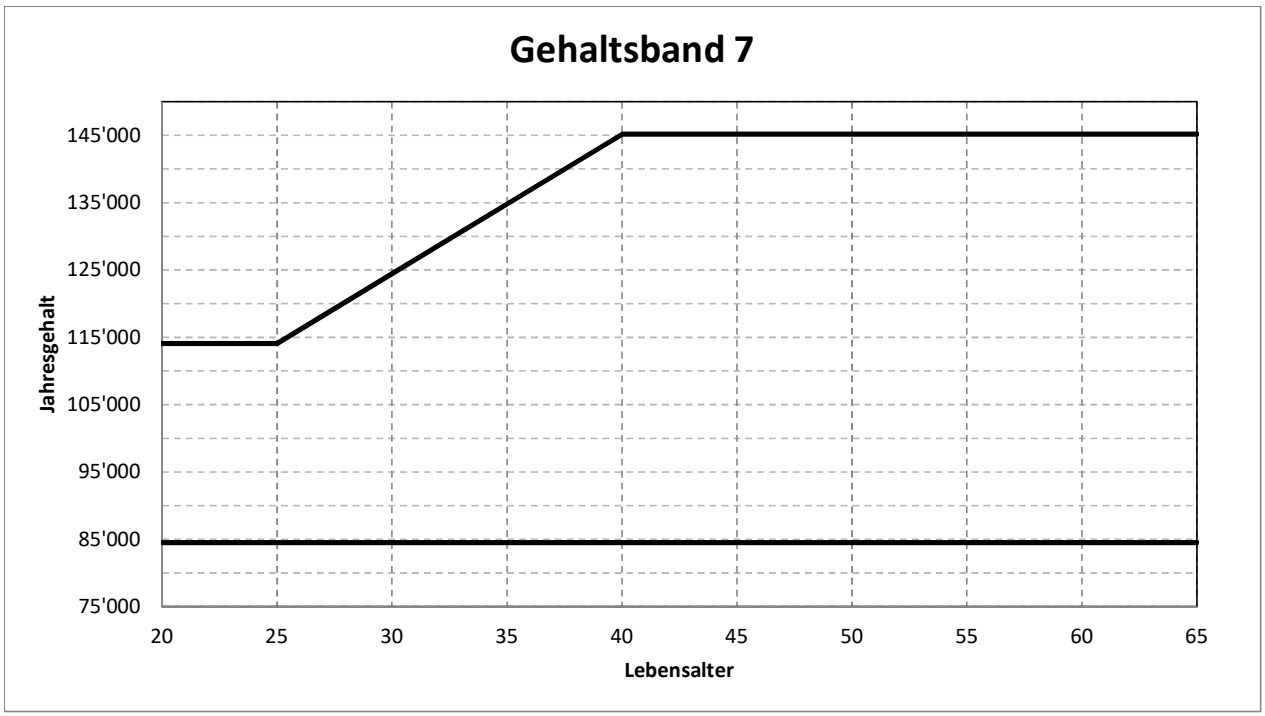

Lebensalter	20	25	30	35	40	45	50	55	60	65
Obere Grenze	114'068	114'068	124'431	134'795	145'158	145'158	145'158	145'158	145'158	145'158
Untere Grenze	84'495	84'495	84'495	84'495	84'495	84'495	84'495	84'495	84'495	84'495

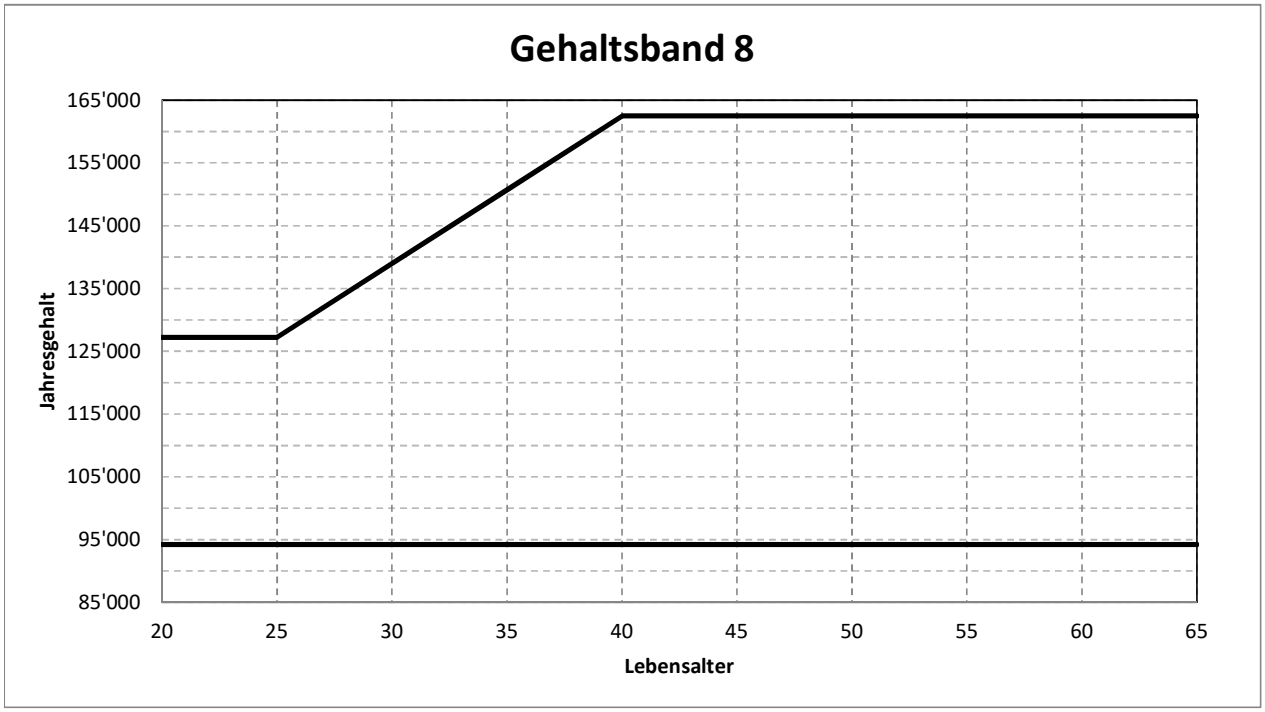

Lebensalter	20	25	30	35	40	45	50	55	60	65
Obere Grenze	127'230	127'230	138'983	150'737	162'490	162'490	162'490	162'490	162'490	162'490
Untere Grenze	94'244	94'244	94'244	94'244	94'244	94'244	94'244	94'244	94'244	94'244

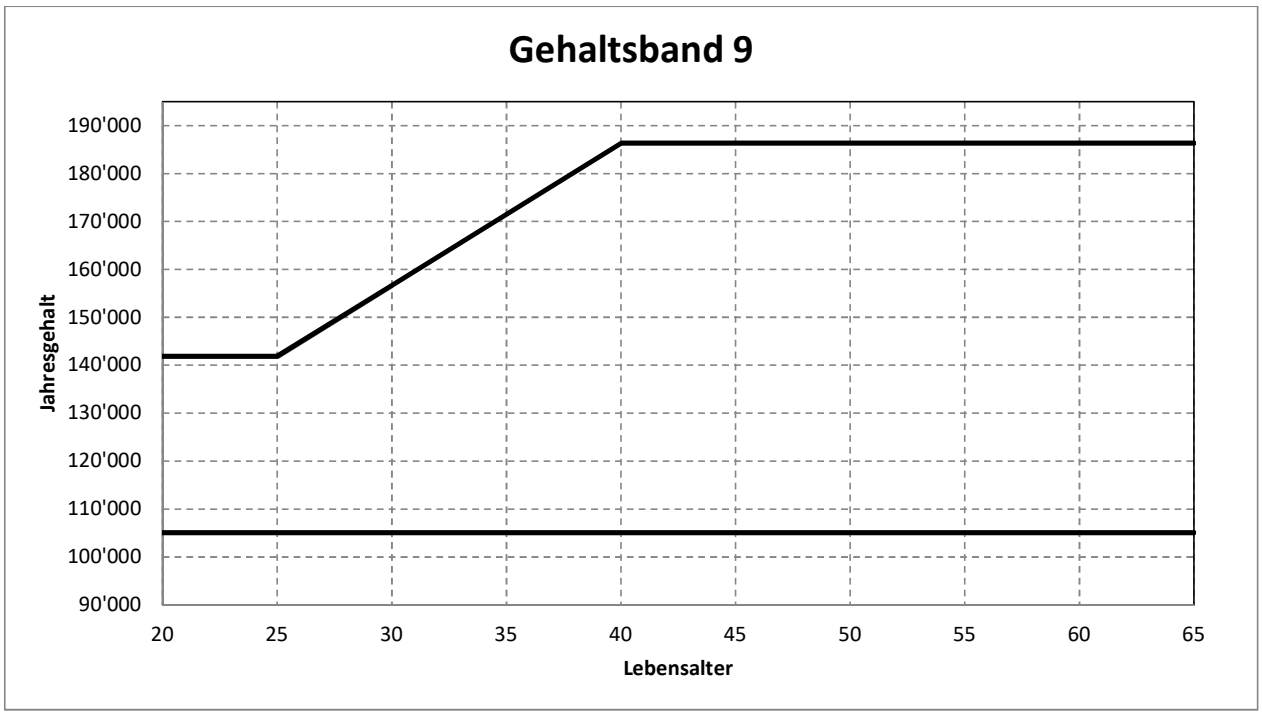

Lebensalter	20	25	30	35	40	45	50	55	60	65
Obere Grenze	141'854	141'854	156'677	171'500	186'322	186'322	186'322	186'322	186'322	186'322
Untere Grenze	105'077	105'077	105'077	105'077	105'077	105'077	105'077	105'077	105'077	105'077

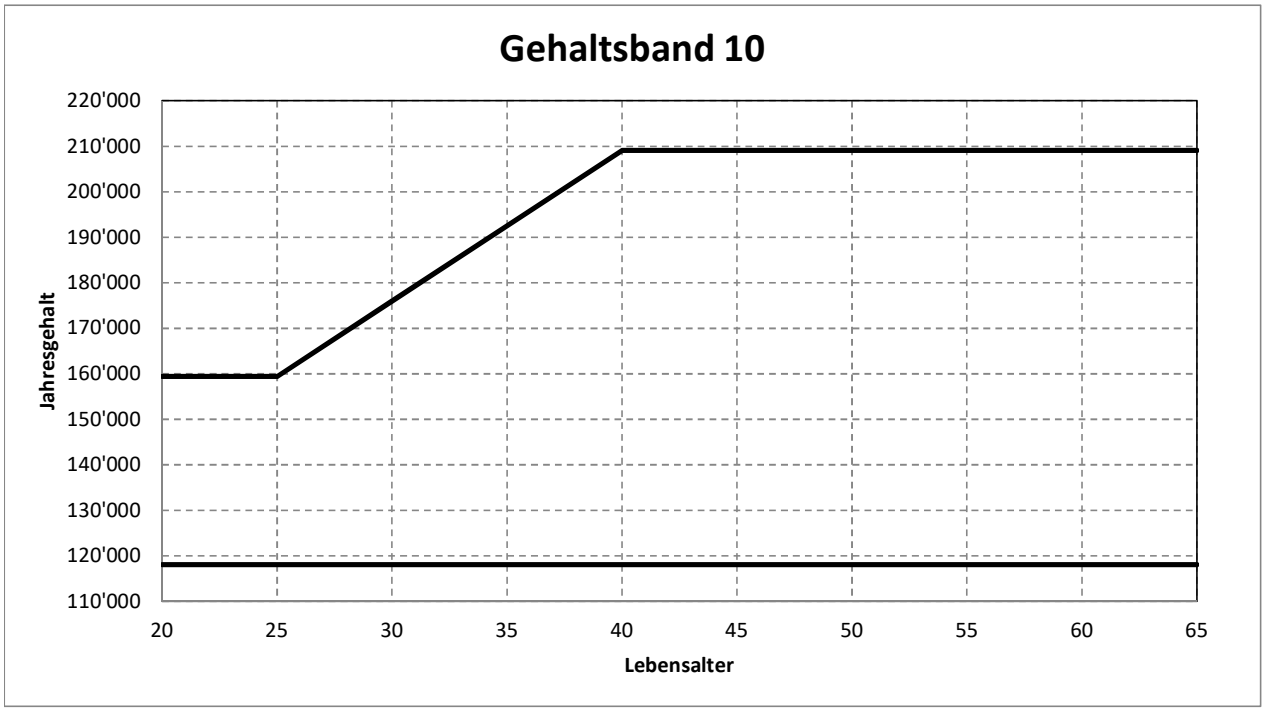

Lebensalter	20	25	30	35	40	45	50	55	60	65
Obere Grenze	159'403	159'403	175'959	192'515	209'071	209'071	209'071	209'071	209'071	209'071
Untere Grenze	118'076	118'076	118'076	118'076	118'076	118'076	118'076	118'076	118'076	118'076

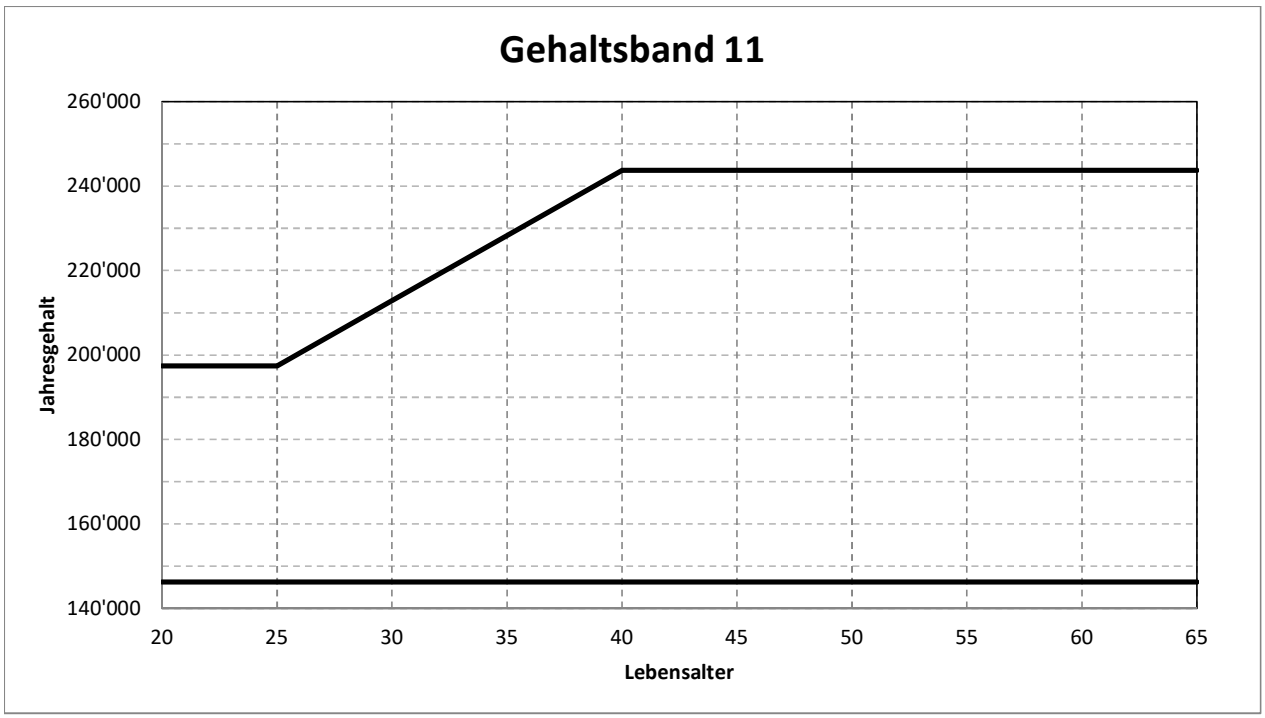

Lebensalter	20	25	30	35	40	45	50	55	60	65
Obere Grenze	197'426	197'426	212'862	228'299	243'735	243'735	243'735	243'735	243'735	243'735
Untere Grenze	146'241	146'241	146'241	146'241	146'241	146'241	146'241	146'241	146'241	146'241